

MLT

Super-Screw lacing (Patented)



Flexible and elastic fastener with self tapping screws:

- No drilling preparation, no template
- Self tapping of the screws through the belt
- Good compatibility with scrapers



Super-Screw Fasteners	Super-Screw 35 & 40	Super-Screw 63 & 65	Super-Screw 80 & 85	Super-Screw 100 & 105	Super-Screw 125	Super-Screw 200
Picture						
Belt thickness (=Thickness of the carcass)	3.5 - 9 mm (2/16")	3.5 - 15 mm (2/16"-7/16")	5 - 20 mm (3/16"-9/16")	5 - 20 mm (3/16"-9/16")	8.5 - 20.5 mm (5/16"-13/16")	8.5 - 20.5 mm (5/16"-13/16")
Min. pulley Ø	160 - 200 mm (7"-8")	200 - 400 mm (8"-16")	200 - 400 mm (8"-16")	250 - 400 mm (10"-16")	300 - 500 mm (12"-20")	800 mm (32"-40")
Max. belt strength	400 N/mm	630 N/mm	1.000 N/mm	1.250 N/mm	1.600 N/mm	2.500 N/mm
Max. belt tension	35/40 N/mm (200PIW)	63 N/mm (360 PIW)	80 N/mm (600 PIW)	100 N/mm (700 PIW)	125 N/mm (900 PIW)	200 N/mm (1,500 PIW)
Material	Reinforced rubber corresponding to conveyor quality: Wear resistant; heat resistant; oil resistant; white FDA, fire resistant; textile on the bottom; non magnetic.					
Hinge material	No hinge (dust proof and elastic in all directions).					
Installation	By using an electrical screw driver, a hand brae or a pneumatic screw driver.					
Packaging	In length according to belt width up to 3 m (10'ft) or in roll up to 25 m (82' ft).					
Features	Must be installed on bias for good compatibility with scrapers and long life time; very good wear resistance; installation regardless of weather conditions and difficult accessibility; can be used also for hole and rip repair .					
Typical belts	EP 250, EP 315 EP 400 (long belts with SS40)	EP 400, EP 500, EP 630	EP 800 for Crushers EP 1.000 in in mining industry	EP 1.000 EP1.250 ST800 in mining industry	EP 1.250 EP1.600 ST1.250 in mining industry	EP 2.000 EP2.500 ST2.000 in mining industry

Good compatibility with scrapers




Super-Screw 63 with scraper
Manuflex-S



Super-Screw 63 with scraper
Indutechnik




Super-Screw 63 with scraper
Hosch C12



MLT

Super-Screw lacing (Patented)

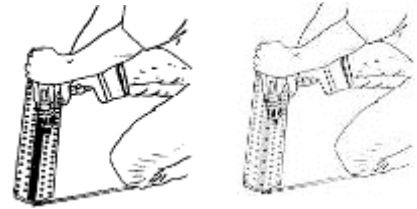
Simple and safe installation:



Cut the belt with an angle of approx. 10 %



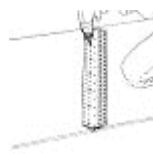
Remove the rubber cover with a gripper or a grinding machine



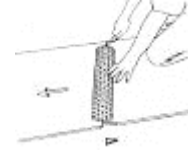
Screw the first side without drilling the holes before (self tapping)



Remove the spacers



Screw the second side of the belt



Finish the belt

Versatile applications:

- Black coal mines
- Lignite mines
- Potash & salt mines
- Other mines
- Sand & stone quarry
- Cement plants
- Steel works
- Coke plants
- Smelting plants
- Brick fabrics
- Plaster plants
- Woods factory
- Sugar plants
- Agriculture machines
- Machinery
- Road Grinders
- Car industry
- Harbors
- Power plants
- Recycling plants
- Etc.



New and old belt



Pipe Conveyor



Vertical sidewall belt Flexowell



Heat resistant belt



New belts with Super-Screw



Rip repair